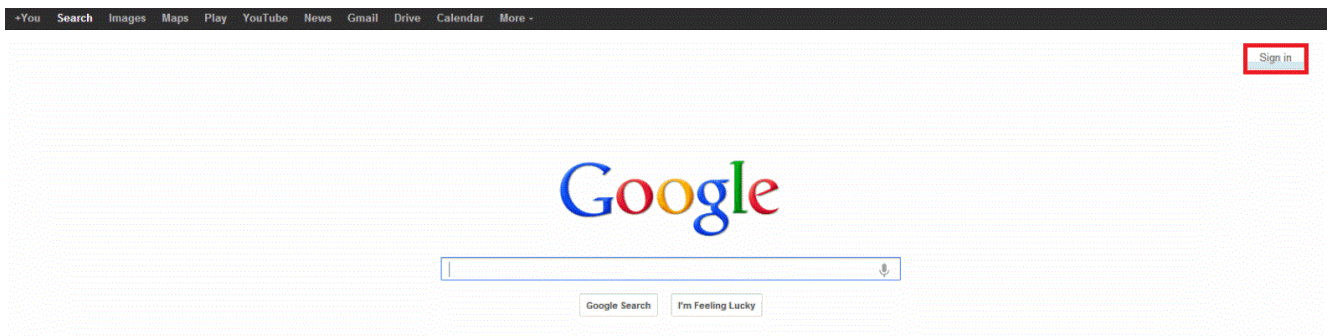


When I try to access my student Omail+ account, I am being redirected to the Google website. How do I access my Omail+ from here?

1. Click **Sign in** on the Google Website.



Google accounts

Sign in to your organization's account at: student.owens.edu


This Google Account is administered by student.owens.edu. Google doesn't host the account and so doesn't know your password. To sign in to this account from the Google Accounts page:

Type your full email address

Leave the password field blank

Click "Sign in"

You will be directed to the organization's sign-in page, where you can enter your password.



If you prefer to enter your username and password in one step, bookmark and use your organization's sign-in page.

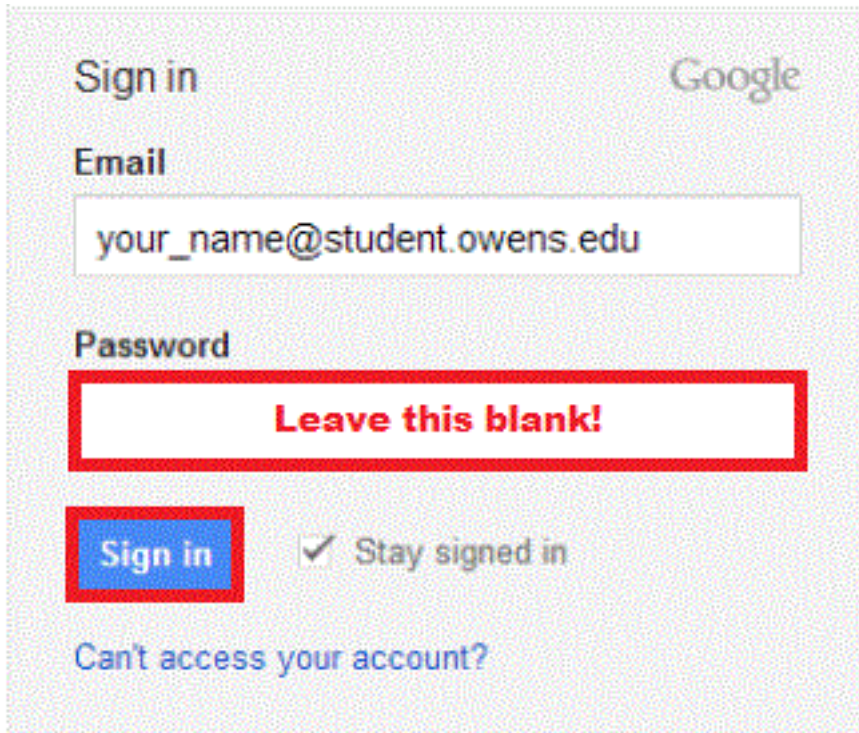
[Sign in at student.owens.edu](#)

2. Enter your FULL email address in the **Email** field.

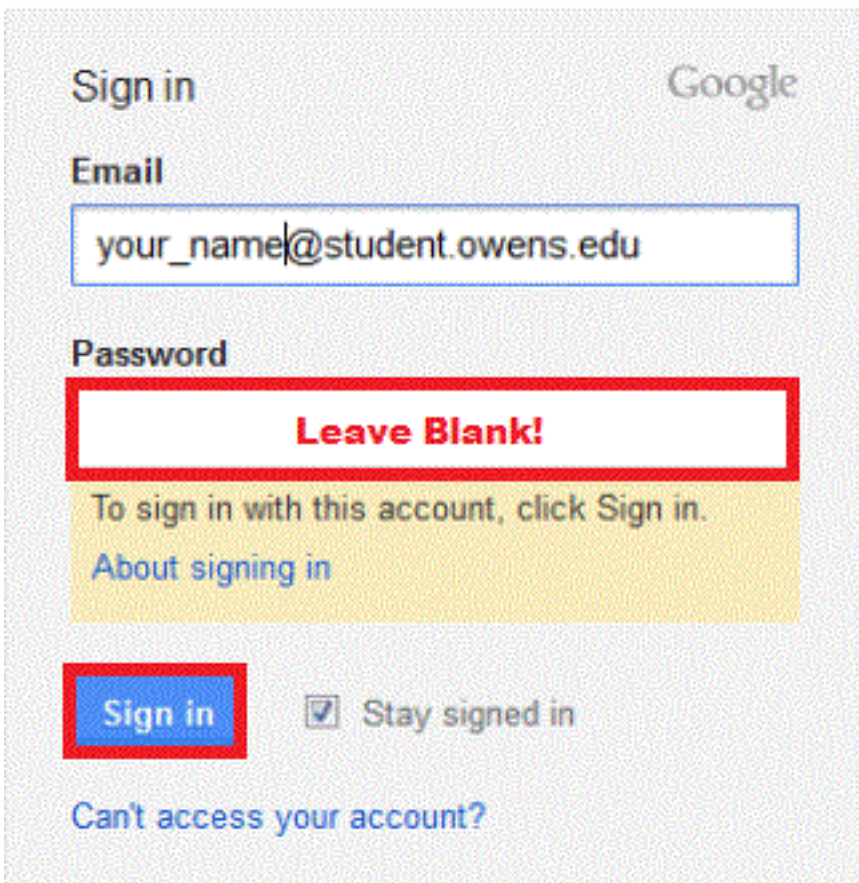
ex. [your_name@student.owens.edu](#)

3. Leave the **Password** field blank.

4. Click **Sign in**.



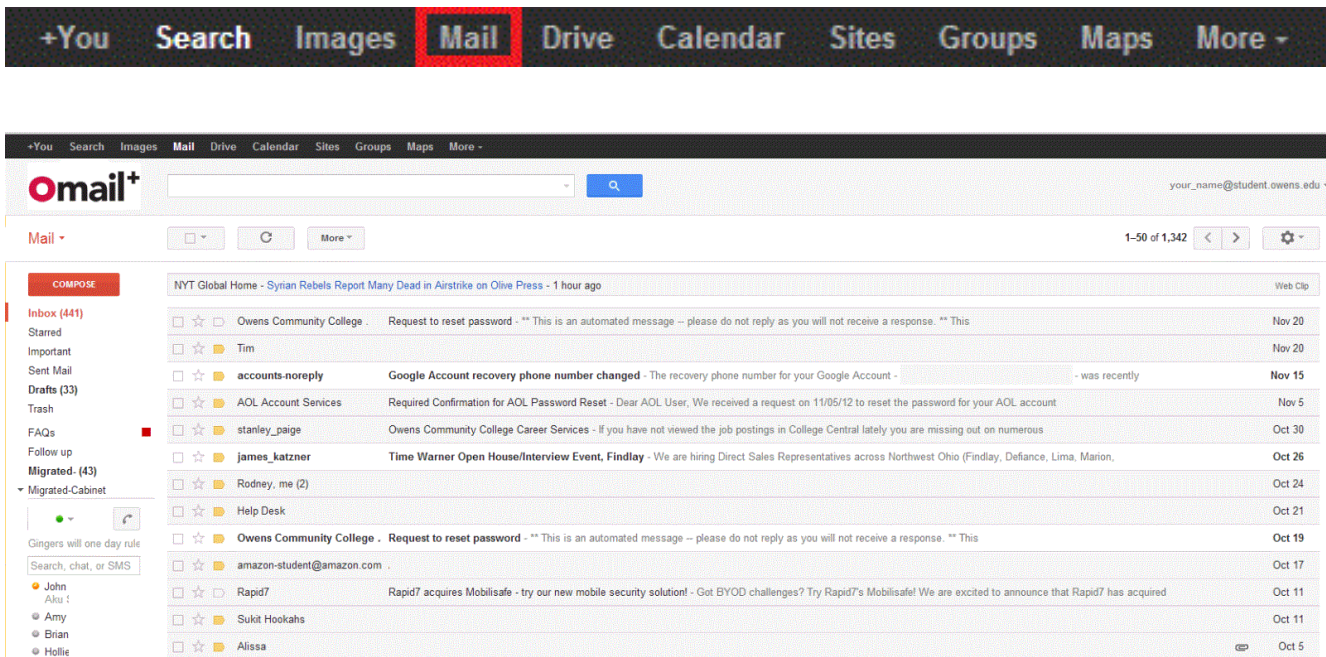
5. It may ask you to click **Sign in** again.



6. If you are not already logged into Ozone, you will be redirected to the Owens login page. Here you will type in your Owens Username (ex. your_name) and your Owens password. Click **Login**.



7. At the Google website, click **Mail** at the top of the page.



****Please note, your Omail+ is just a part of your Owens Google account. As an Owens student, you also have access to other Google features, such as Google Books, Voice, Drive, News, Play, Picasa, Maps, etc.!****

Article ID: 203

Last updated: 14 Dec, 2012

Revision: 3

Information Technology Services -> Omail+ Student Email -> When I try to access my student Omail+ account, I am being redirected to the Google website. How do I access my Omail+ from here?

<https://www2.owens.edu/faq/entry/203/>