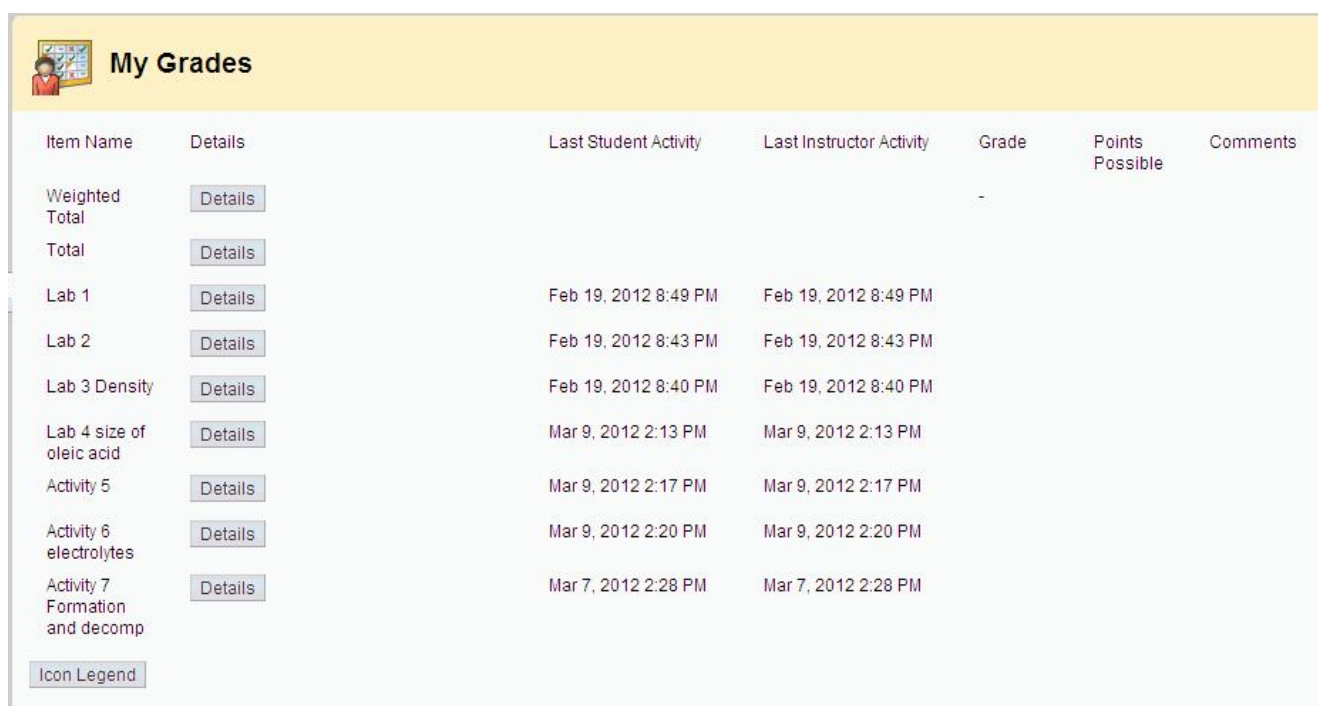


How do I access my grades through Blackboard?

- **Item Name** lists the class assignments
- **Last Student Activity** lists the last time and date the student accessed the assignment
- **Last Instructor Activity** lists the last time and date that the Instructor accessed the assignment
- **Grade** lists the student's grade for the assignment
- **Points Possible** lists the maximum amount of points possible for the assignment
- **Comments** lists any comments the instructor has made about the student's work



Item Name	Details	Last Student Activity	Last Instructor Activity	Grade	Points Possible	Comments
Weighted Total	Details			-		
Total	Details					
Lab 1	Details	Feb 19, 2012 8:49 PM	Feb 19, 2012 8:49 PM			
Lab 2	Details	Feb 19, 2012 8:43 PM	Feb 19, 2012 8:43 PM			
Lab 3 Density	Details	Feb 19, 2012 8:40 PM	Feb 19, 2012 8:40 PM			
Lab 4 size of oleic acid	Details	Mar 9, 2012 2:13 PM	Mar 9, 2012 2:13 PM			
Activity 5	Details	Mar 9, 2012 2:17 PM	Mar 9, 2012 2:17 PM			
Activity 6 electrolytes	Details	Mar 9, 2012 2:20 PM	Mar 9, 2012 2:20 PM			
Activity 7 Formation and decomp	Details	Mar 7, 2012 2:28 PM	Mar 7, 2012 2:28 PM			

[Icon Legend](#)

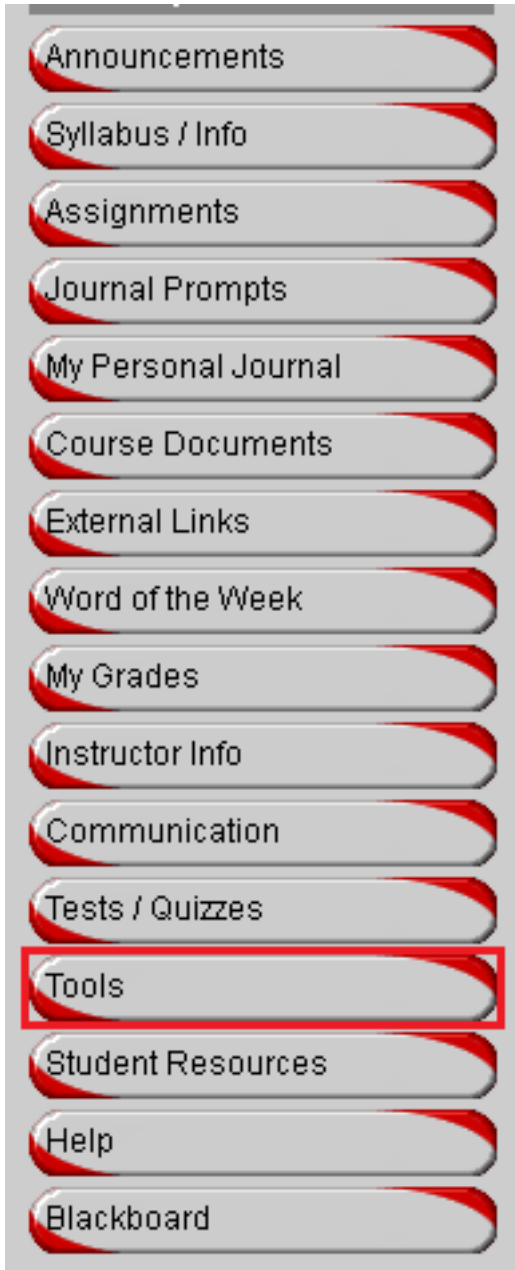
1. Log into **Blackboard** and select your class:

My Courses


Courses in which you are enrolled:

- [201210.ENG112-044: Composition II](#)
- [201210.IST112-002: Intro to Computer Programming](#)
- [201210.IST205-052: Advanced Networking Technology](#)
- [201210.MTH096-010: Intermediate Algebra](#)
- [English Department Essay Contest – Spring/Summer 2012](#)

2. Under the toolbar on your class's blackboard, you should see a **Tools** link or button. The exact location of this link or button may vary from class.



3. Under the **Tools** page on your class's blackboard, you should see a link labeled **My Grades**. Click this link to access your class grades.



**Announcements**

Create and view Course Announcements.

**Blogs**

Create and manage blogs for Courses and Course Groups.

**Calendar**

Track important events and dates through the Calendar.

**Collaboration**

Create and manage Virtual Classroom and Chat sessions.

**Contacts**

Instructors can post contact information about themselves and others.

**Discussion Board**

Create and manage Forums within the Discussion Board.

**Glossary**

View a list of important terms and their definitions.

**Groups**

Create and manage formal groups of students to collaborate on work.

**Journals**

Create and manage journals that can be assigned to each user in a group for the purposes of private communication with the instructor.

**Messages**

Create and send private and secure Messages to Course members.

**My Grades**

Shows detailed information about your grades.

**My Scholar Home**

View My Scholar Home

**Roster**

View a list of users enrolled in the Course.

**Scholar Course Home**

View Scholar Course Home

**Send Email**

Send email messages to different types of users, system roles, and groups.

Tasks

Use tasks to keep track of work that must be completed. Each Task has a status and a due date.

**User Manual**

View the User Manual in a separate window.

- **Item Name** lists the class assignments
- **Last Student Activity** lists the last time and date the student accessed the assignment
- **Last Instructor Activity** lists the last time and date that the Instructor accessed the assignment
- **Grade** lists the student's grade for the assignment
- **Points Possible** lists the maximum amount of points possible for the assignment
- **Comments** lists any comments the instructor has made about the student's work

Item Name	Details	Last Student Activity	Last Instructor Activity	Grade	Points Possible	Comments
Weighted Total	Details			-		
Total	Details					
Lab 1	Details	Feb 19, 2012 8:49 PM	Feb 19, 2012 8:49 PM			
Lab 2	Details	Feb 19, 2012 8:43 PM	Feb 19, 2012 8:43 PM			
Lab 3 Density	Details	Feb 19, 2012 8:40 PM	Feb 19, 2012 8:40 PM			
Lab 4 size of oleic acid	Details	Mar 9, 2012 2:13 PM	Mar 9, 2012 2:13 PM			
Activity 5	Details	Mar 9, 2012 2:17 PM	Mar 9, 2012 2:17 PM			
Activity 6 electrolytes	Details	Mar 9, 2012 2:20 PM	Mar 9, 2012 2:20 PM			
Activity 7 Formation and decomp	Details	Mar 7, 2012 2:28 PM	Mar 7, 2012 2:28 PM			
Icon Legend						

TIPS:

- You see your scores on graded work only.
- Only you can see your grades; other students cannot see your grades. If you see a comment for a grade, this means your instructor or TA has given you some feedback on the grade.
- Monitor your progress throughout the course. Check My Grades frequently for updated grades and feedback.
- If you've submitted an assignment or test and don't find a grade when you expect to, contact your instructor or TA.
- Click the **Icon Legend** button if there is an icon or picture you don't know the meaning of.

Article ID: 19

Last updated: 18 Sep, 2014

Revision: 2

Information Technology Services -> Blackboard -> How do I access my grades through Blackboard?

